



# Caledonian

## FIRETOX LSZH Flame Retardant Power & Control Cables

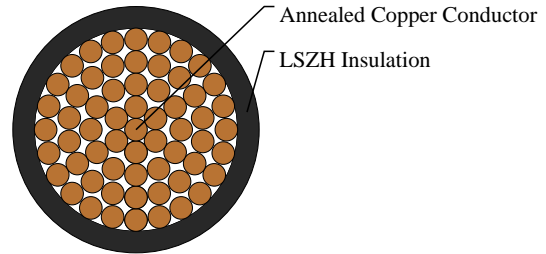

www.caledonian-cables.com

marketing@caledonian-cables.com

### 450/750V LSZH Insulated, Non-sheathed Power Cables to BS EN 50525-3-31 (Single Core)

FTX100 07Z1-R(CU/LSZH 450/750V Class2)

HAR Code:H07Z1-R



### APPLICATIONS

The cables are mainly used in power stations, mass transit underground passenger systems, airports, petrochemical plants, hotels, hospitals and high-rise buildings.

### STANDARDS

Basic design adapted from BS EN 50525-3-31

### FIRE PERFORMANCE

Flame Retardance (Single vertical wire or cable test)	IEC 60332-1-2; EN 60332-1-2
Reduced Fire Propagation (Vertically-mounted bundled wires & cables test)	IEC 60332-3-24; EN 60332-3-24
Halogen Free	IEC 60754-1; EN 50267-2-1
No Corrosive Gas Emission	IEC 60754-2; EN 50267-2-2
Minimum Smoke Emission	IEC 61034-2; EN 61034-2

### VOLTAGE RATING

450/750V

### CABLE CONSTRUCTION

Conductor: Copper conductor according to BS EN 60228 class 2.

Insulation: Thermoplastic compound of type TI 7 to EN 50363-7.

Insulation Option: UV resistance, hydrocarbon resistance, oil resistance, anti-rodent and anti-termite properties can be offered as option.

### COLOUR CODE

Black, Blue, Brown, Grey, Orange, Pink, Red, Turquoise, Violet, White, Green and Yellow.

### PHYSICAL AND THERMAL PROPERTIES

Maximum temperature range during operation: 70°C

Maximum short circuit temperature (5 Seconds): 160°C



**Caledonian**

**FIRETOX LSZH Flame Retardant Power & Control Cables**

www.caledonian-cables.com

marketing@caledonian-cables.com

Minimum bending radius: 4 x Overall Diameter

**Electrical Properties**

Conductor operating temperature: 70°C

Ambient temperature: 30°C

**DIMENSION AND PARAMETERS**

No. of Cores x Cross-sectional Area	Conductor Class	Nominal Insulation Thickness	Overall Diameter (min.)	Overall Diameter (max.)	Approx. Weight
No. x mm <sup>2</sup>		mm	mm	mm	kg/km
1x300	2	2.4	24.5	29.6	3364

**Current-Carrying Capacities (Amp) according to BS 7671:2008 table 4D1A**

Conductor Cross-sectional Area	Ref. Method A 2 cables, 1-phase a.c. or d.c.	Ref. Method A 3/4 cables, 3-phase a.c.	Ref. Method B 2 cables, 1-phase a.c. or d.c.	Ref. Method B 3/4 cables, 3-phase a.c.	Ref. Method C 2 cables, 1-phase a.c. or d.c. flat and touching	Ref. Method C 3/4 cables, 3-phase a.c. flat and touching or trefoil	Ref. Method F 2 cables, 1-phase a.c. or d.c. flat	Ref. Method F 3 cables, 3-phase a.c. flat	Ref. Method F 3 cables, 3-phase a.c. trefoil	Ref. Method F 2 cables 1-phase 3 cables 3-phase flat Horizontal	Ref. Method F 2 cables 1-phase 3 cables 3-phase flat Vertical
mm <sup>2</sup>	A	A	A	A	A	A	A	A	A	A	A
300	367	328	458	394	594	545	629	587	561	709	659

**Voltage Drop (Per Amp Per Meter) according to BS 7671:2008 table 4D1B**

Conductor Cross-sectional Area	2 cables d.c.	Ref. Methods A, B 2 cables, 1-phase a.c.	Ref. Methods C, F 2 cables, 1-phase a.c. (Cables touching)	Ref. Methods C, F 2 cables, 1-phase a.c. (Cables spaced)	Ref. Methods A, B 3 or 4 cables, 3-phase a.c.	Ref. Methods C, F 3 or 4 cables, 3-phase a.c. (Cables touching, Trefoil)	Ref. Methods C, F 3 or 4 cables, 3-phase a.c. (Cables touching, Flat)	Ref. Methods C, F 3 or 4 cables, 3-phase a.c. (Cables spaced, Flat)
mm <sup>2</sup>	mV/A/m	mV/A/m	mV/A/m	mV/A/m	mV/A/m	mV/A/m	mV/A/m	mV/A/m
300	0.145	r:0.16 x:0.26 z:0.31	r:0.15 x:0.165 z:0.22	r:0.15 x:0.25 z:0.29	r:0.14 x:0.23 z:0.27	r:0.13 x:0.14 z:0.19	r:0.13 x:0.22 z:0.25	r:0.13 x:0.29 z:0.32




Rated voltage



BS EN 50525-3-31



Flame Retardancy IEC 60332-1-2



Halogen Free IEC 60754-1



Low Corrosivity IEC 60754-2



Low Smoke Emission IEC 61034-2



Reduced Fire Propagation IEC 60332-3-24